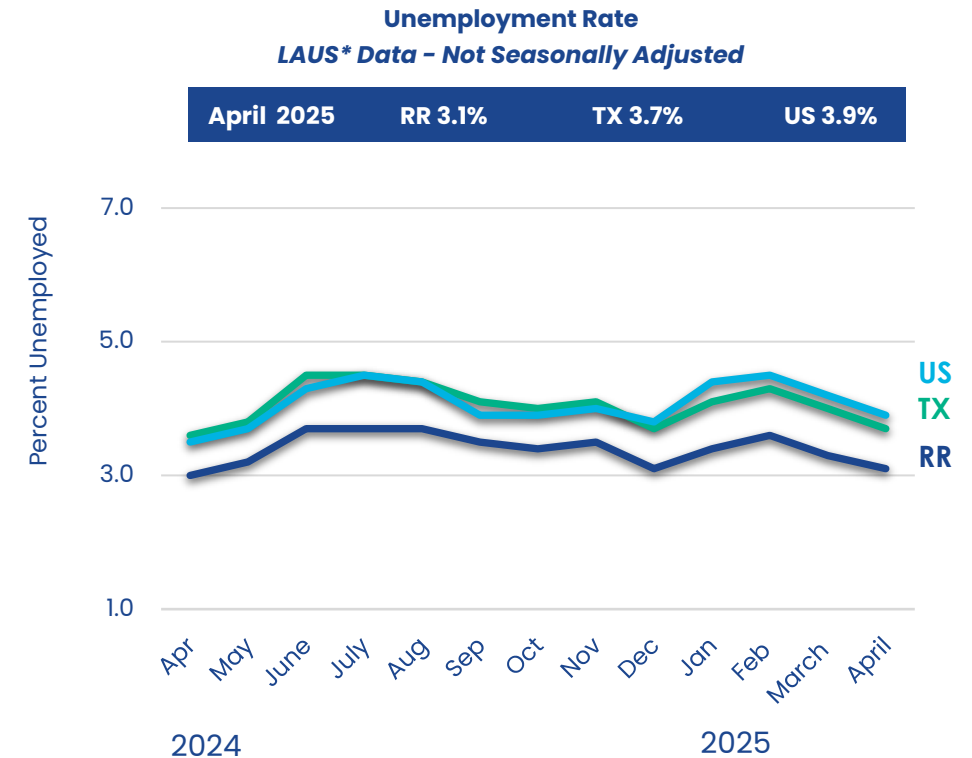


# **ECONOMIC INDICATORS AS OF APRIL 2025**



# Economic Indicators – Employed vs. Unemployed

April 2025 Employment Data (Not Adjusted)				
	Employed	Unemployed	Unemploy. Rate	Δ from prev. year (in p.p.)*
Round Rock	78,990	2,488	3.1%	0.1
Williamson County	407,185	13,587	3.2%	0.0
Travis County	838,893	26,762	3.1%	0.0
Rural Capital (WDA)*	707,224	23,211	3.2%	0.1
Austin–Round Rock MSA	1,485,037	47,966	3.1%	0.0
Texas	15,334,972	587,689	3.7%	0.1
US	164,043,000	6,580,000	3.9%	0.4
Source: Texas Workforce Commission, LAUS, April 2025				

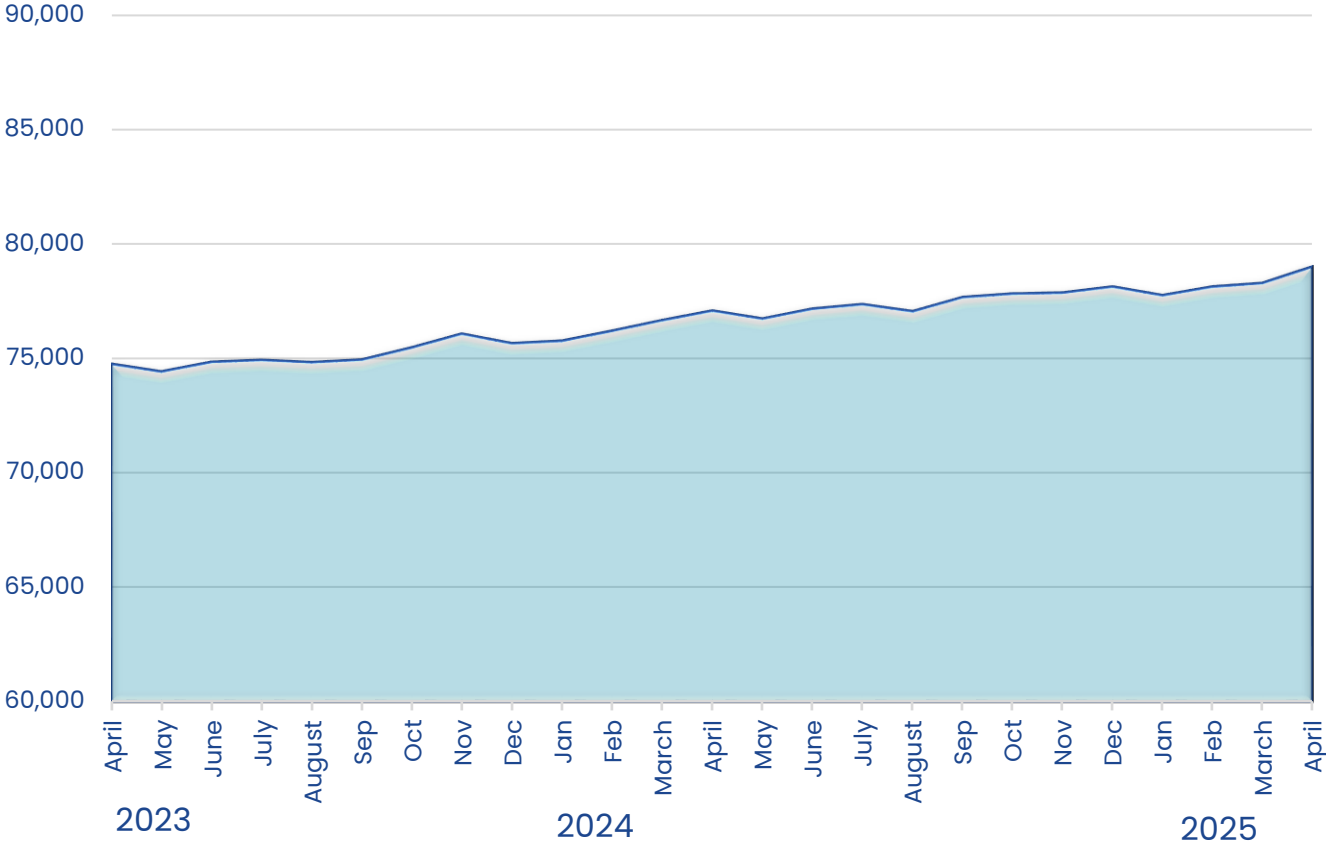




# Economic Indicators – Employment

Round Rock Employment  
*\*LAUS Data – Not Seasonally Adjusted*

April 2025 = 78,990



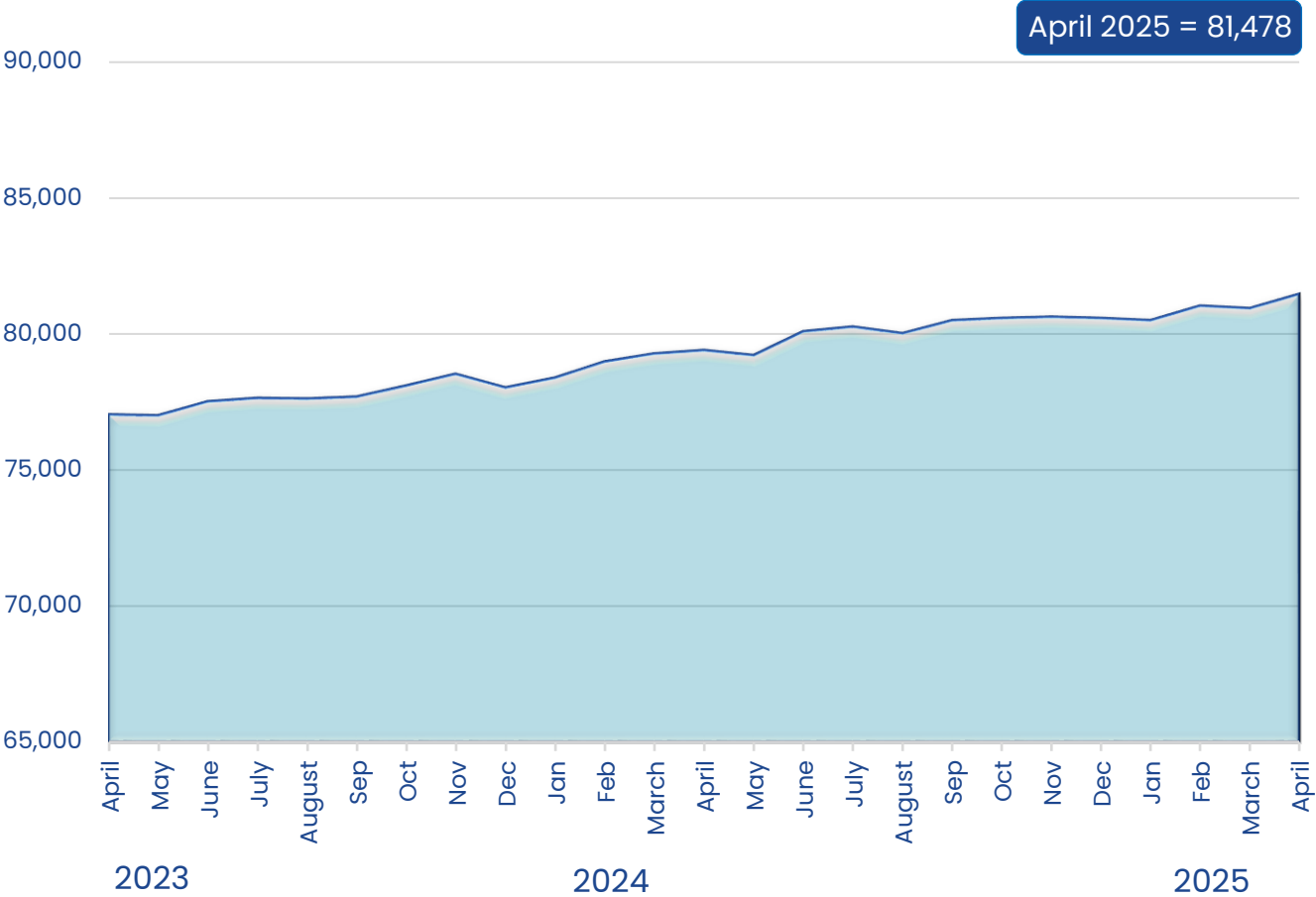
Round Rock Employment	
	Employed
Apr-23	74,742
Apr-24	77,065
Apr-25	78,990

Data as of 5/28/2025 \*Local Area Unemployment Statistics (LAUS), Texas Workforce Commission



# Economic Indicators Civilian Labor Force

Round Rock Civilian Labor Force  
\*LAUS Data - Not Seasonally Adjusted



Round Rock Civ. Labor Force	
	Civ. Labor Force
Apr-23	77,038
Apr-24	79,415
Apr-25	81,478



# Economic Indicators – MSA CES

Employees by Industry – Austin/Round Rock MSA and Texas, Not Adjusted								
	Austin/Round Rock MSA				Texas			
	April 2024	April 2025	Δ prev. year	Δ prev. month	April 2024	April 2025	Δ prev. year	Δ prev. month
Mining, logging, and construction	87,700	88,600	900	-100	1,067,800	1,096,600	28,800	6,800
Manufacturing	73,800	72,000	-1,800	600	970,200	971,700	1,500	5,200
Trade, Transportation, Utilities	206,700	210,100	3,400	200	2,741,700	2,787,300	45,600	6,300
Information	50,300	47,300	-3,000	-300	226,300	226,100	-200	-300
Financial Activities	86,600	89,400	2,800	400	919,500	939,300	19,800	2,000
Professional and Bus. Serv.	278,200	282,600	4,400	2,500	2,116,000	2,135,800	19,800	25,300
Private Education & Health Services	161,500	168,000	6,500	1,700	1,929,300	1,965,200	35,900	10,200
Leisure & Hospitality	150,300	150,200	-100	1,300	1,513,300	1,520,600	7,300	17,500
Other Services	53,700	53,400	-300	-100	479,500	488,200	8,700	-1,300
Government	207,300	212,400	5,100	100	2,130,900	2,171,700	40,800	1,900
Total Nonfarm	1,356,100	1,374,000	17,900	6,300	14,094,500	14,302,500	208,000	73,600
Source: Current Employment Statistics Report, not seasonally adjusted, Texas Workforce Commission								

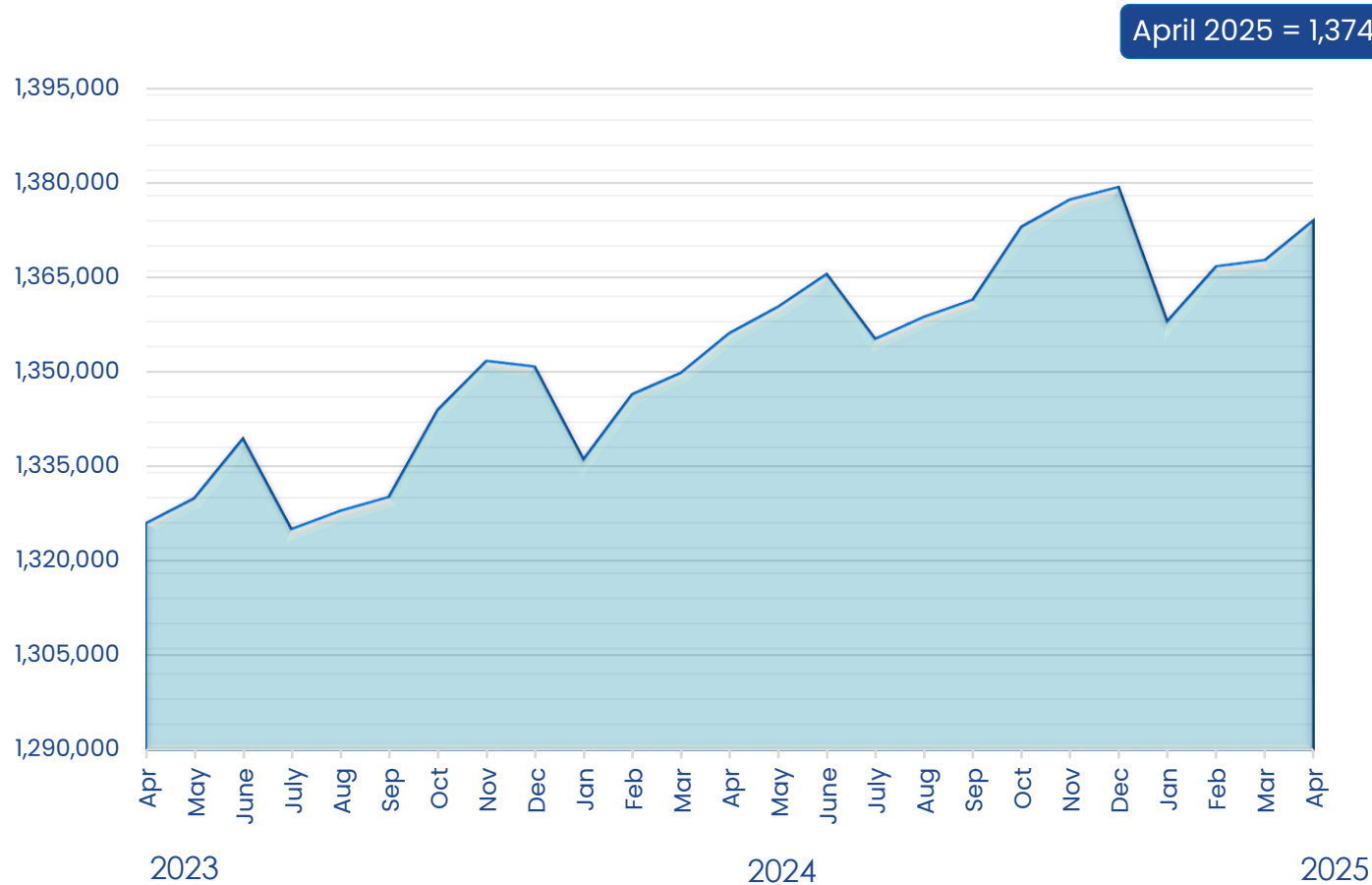
Data as of 6/4/2025 \*Current Employment Statistics (CES)





# Economic Indicators – MSA Total Nonfarm Jobs

**Austin- Round Rock MSA (CES), Total Nonfarm**



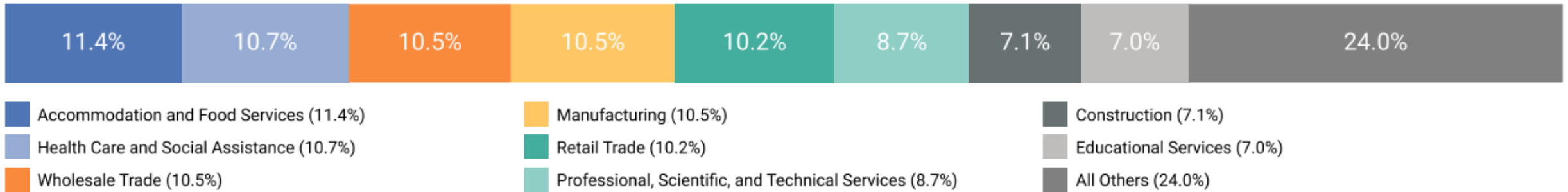
Austin- Round Rock MSA	
Total Nonfarm Jobs	
	Total Nonfarm Jobs
Apr-23	1,325,900
Apr-24	1,356,100
Apr-25	1,374,000

Data as of 6/5/2025 \*Current Employment Statistics (CES), Not Seasonally Adjusted



# Industry Snapshot – City of Round Rock, TX

Total Workers for Round Rock city, TX by Industry



Source: [JobsEQ®](#)

Employment data are derived from the Quarterly Census of Employment and Wages, provided by the Bureau of Labor Statistics and imputed where necessary. Data are updated through 2024Q3 with preliminary estimates updated to 2024Q4.





# Wage Information (Industry) – City of Round Rock

City of Round Rock, TX, 2024Q4<sup>1</sup>

NAICS	Industry	Avg Ann Wages
72	Accommodation and Food Services	\$28,513
62	Health Care and Social Assistance	\$60,907
42	Wholesale Trade	\$149,399
31	Manufacturing	\$147,372
44	Retail Trade	\$49,156
54	Professional, Scientific, and Technical Services	\$147,465
23	Construction	\$77,342
61	Educational Services	\$55,511
56	Administrative and Support and Waste Management and Remediation Services	\$55,374
81	Other Services (except Public Administration)	\$46,308
52	Finance and Insurance	\$97,129
48	Transportation and Warehousing	\$50,458
71	Arts, Entertainment, and Recreation	\$29,696
53	Real Estate and Rental and Leasing	\$74,588
51	Information	\$131,781
92	Public Administration	\$80,947
55	Management of Companies and Enterprises	\$211,354
22	Utilities	\$88,965
11	Agriculture, Forestry, Fishing and Hunting	\$18,721
99	Unclassified	\$53,826
21	Mining, Quarrying, and Oil and Gas Extraction	\$36,035
<b>Total – All Industries</b>		<b>\$78,311</b>

Source: JobsEQ®  
Data as of 2024Q4

Note: Figures may not sum due to rounding.

1. All data based upon a four-quarter moving average

Exits and transfers are approximate estimates based upon occupation separation rates.

Employment data are derived from the Quarterly Census of Employment and Wages, provided by the Bureau of Labor Statistics and imputed where necessary. Data are updated through 2024Q2 with preliminary estimates updated to 2024Q4. Forecast employment growth uses national projections adapted for regional growth patterns.







# Wage Information (Occupation) – City of Round Rock

City of Round Rock, TX, 2024Q3<sup>1</sup>

SOC	Occupation	Mean Ann Wages <sup>2</sup>
43-0000	Office and Administrative Support	\$47,400
41-0000	Sales and Related	\$55,600
35-0000	Food Preparation and Serving Related	\$32,900
11-0000	Management	\$135,200
53-0000	Transportation and Material Moving	\$45,100
13-0000	Business and Financial Operations	\$86,600
15-0000	Computer and Mathematical	\$110,700
51-0000	Production	\$46,200
25-0000	Educational Instruction and Library	\$58,200
47-0000	Construction and Extraction	\$53,400
29-0000	Healthcare Practitioners and Technical	\$103,400
49-0000	Installation, Maintenance, and Repair	\$57,900
37-0000	Building and Grounds Cleaning and Maintenance	\$37,000
31-0000	Healthcare Support	\$38,500
39-0000	Personal Care and Service	\$38,100
17-0000	Architecture and Engineering	\$99,700
27-0000	Arts, Design, Entertainment, Sports, and Media	\$76,100
21-0000	Community and Social Service	\$57,900
33-0000	Protective Service	\$61,200
19-0000	Life, Physical, and Social Science	\$89,300
23-0000	Legal	\$136,700
45-0000	Farming, Fishing, and Forestry	\$41,200
<b>Total – All Occupations</b>		<b>\$65,500</b>

Source: JobsEQ®

Data as of 2024Q4 unless noted otherwise

Note: Figures may not sum due to rounding.

1. Data based on a four-quarter moving average unless noted otherwise.

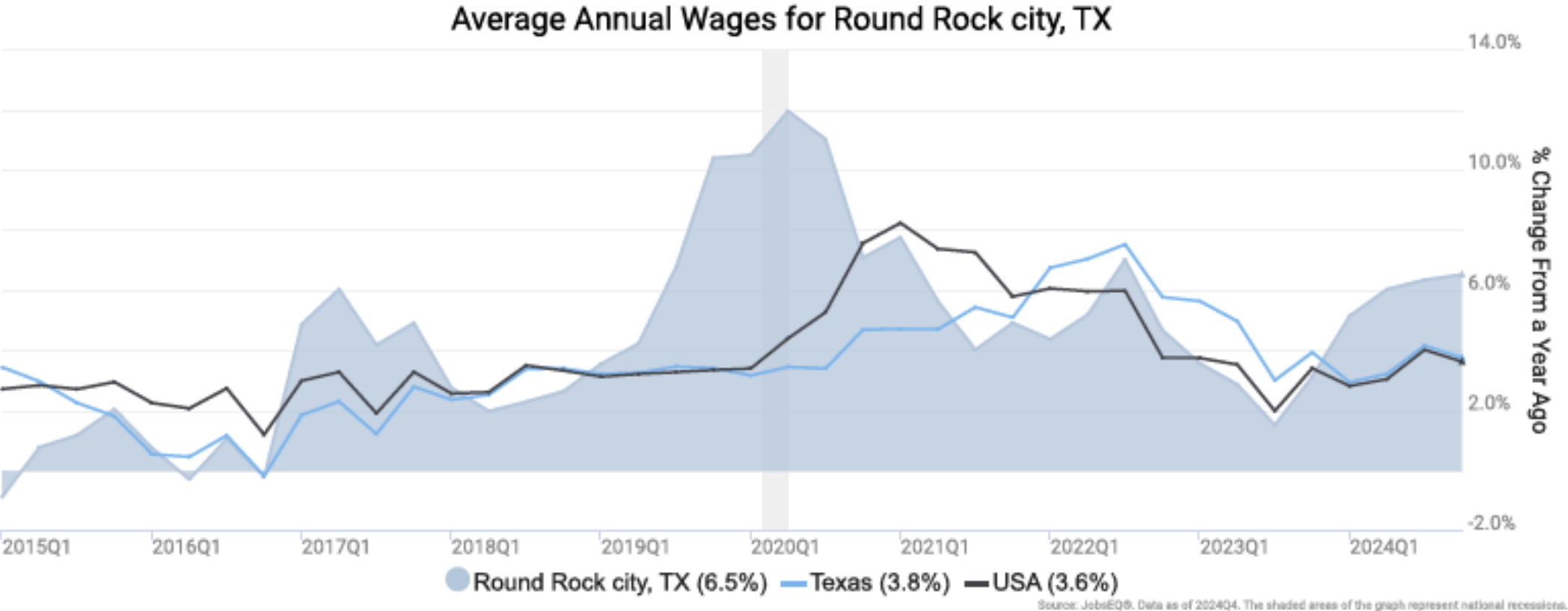
2. Wage data represent the average for all Covered Employment

Occupation employment data are estimated via industry employment data and the estimated industry/occupation mix. Industry employment data are derived from the Quarterly Census of Employment and Wages, provided by the Bureau of Labor Statistics and currently updated through 2024Q3, imputed where necessary with preliminary estimates updated to 2024Q4. Wages by occupation are as of 2024 provided by the BLS and imputed where necessary. Forecast employment growth uses national projections from the Bureau of Labor Statistics adapted for regional growth patterns.





# Wage Trends



Source: JobsEQ  
Annual average wages per worker data are derived from the Quarterly Census of Employment and Wages, provided by the Bureau of Labor Statistics and imputed where necessary. Data are updated through 2024Q3 with preliminary estimates updated to 2024Q4.



# Cost of Living Index– City of Round Rock, TX

## Cost of Living Information

	Annual Average Salary	Cost of Living Index (Base US)	US Purchasing Power
City of Round Rock, TX	\$78,311	97.4	\$80,406
City of Austin, TX	\$93,479	98.7	\$94,708
Austin–Round Rock–San Marcos, TX MSA	\$86,346	97.2	\$88,837
Texas	\$72,646	93.4	\$77,773
USA	\$73,145	100.0	\$73,145

Source: JobsEQ®

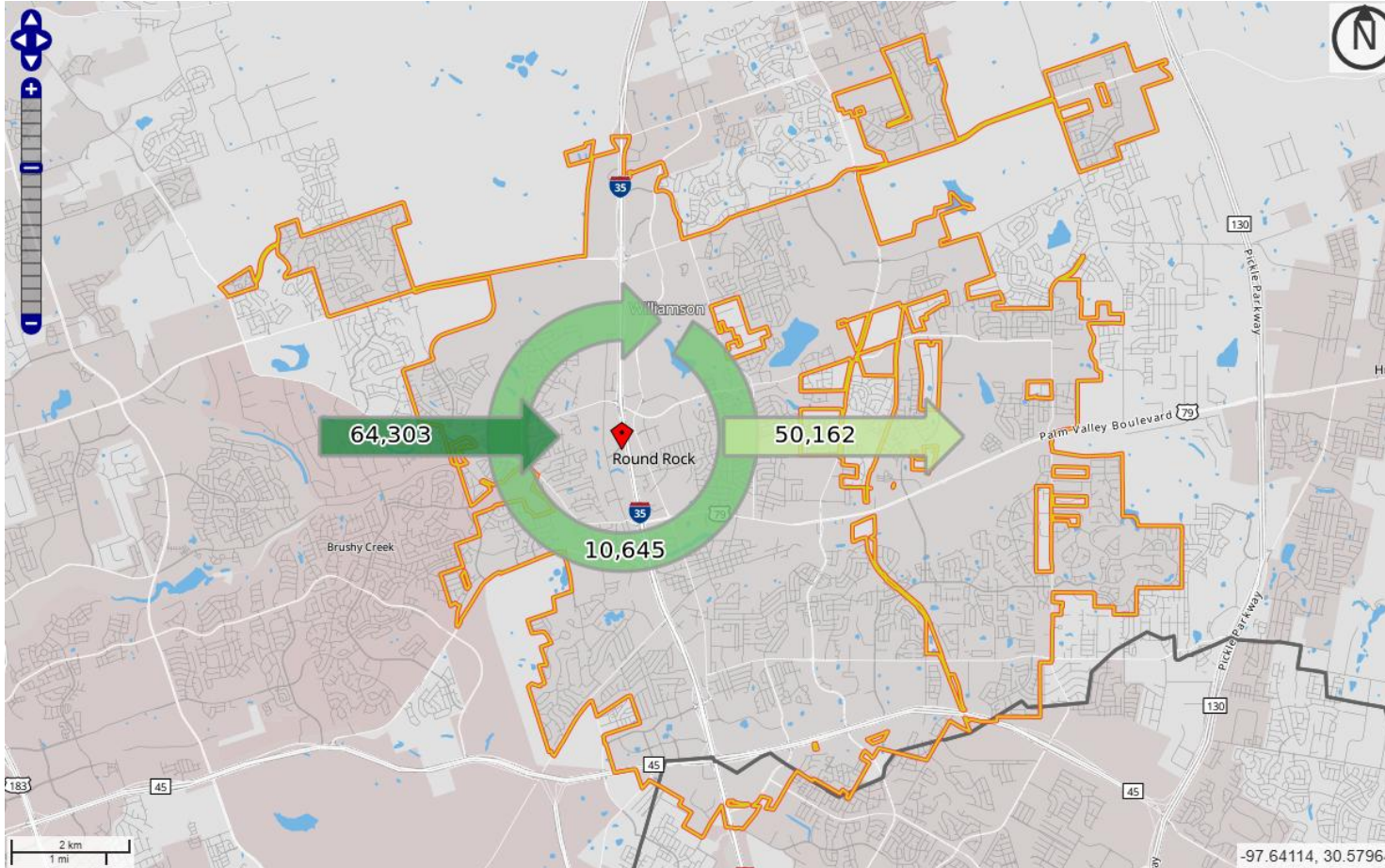
Data as of 2024Q4

Cost of Living per COLI, data as of 2024Q4, imputed by Chmura where necessary.






# US Census: Inflow/Outflow Primary Job Counts in 2022 for City of Round Rock (Primary Jobs)



Source: U.S.Census Bureau, OnTheMap Application, <https://onthemap.ces.census.gov>

Inflow/Outflow Job Counts in 2022  
All Workers



- 64,303 - Employed in Selection Area, Live Outside
- 50,162 - Live in Selection Area, Employed Outside
- 10,645 - Employed and Live in Selection Area

## Inflow/Outflow Job Counts (Primary Jobs)

	2022	
	Count	Share
<a href="#">Employed in the Selection Area</a>	74,948	100.0%
<a href="#">Employed in the Selection Area but Living Outside</a>	64,303	85.8%
<a href="#">Employed and Living in the Selection Area</a>	10,645	14.2%
<a href="#">Living in the Selection Area</a>	60,807	100.0%
<a href="#">Living in the Selection Area but Employed Outside</a>	50,162	82.5%
<a href="#">Living and Employed in the Selection Area</a>	10,645	17.5%

[Reset Highlighting](#)





# Economic Indicators – Interest Rates and S&P 500

## Interest Rates – May 28, 2025 – June 3, 2025

Federal Funds	4.33
Bank Prime Loan	7.50
Treasury Constant Maturities (nominal, average)	
3-month	4.39
1-year	4.13
5-year	4.01
10-year	4.45
30-year	4.96
Treasury Constant Maturities (inflation indexed, average)	
5-year	1.63
10-year	2.12
30-year	2.65

Source: Federal Reserve Statistical Release, June 4, 2025

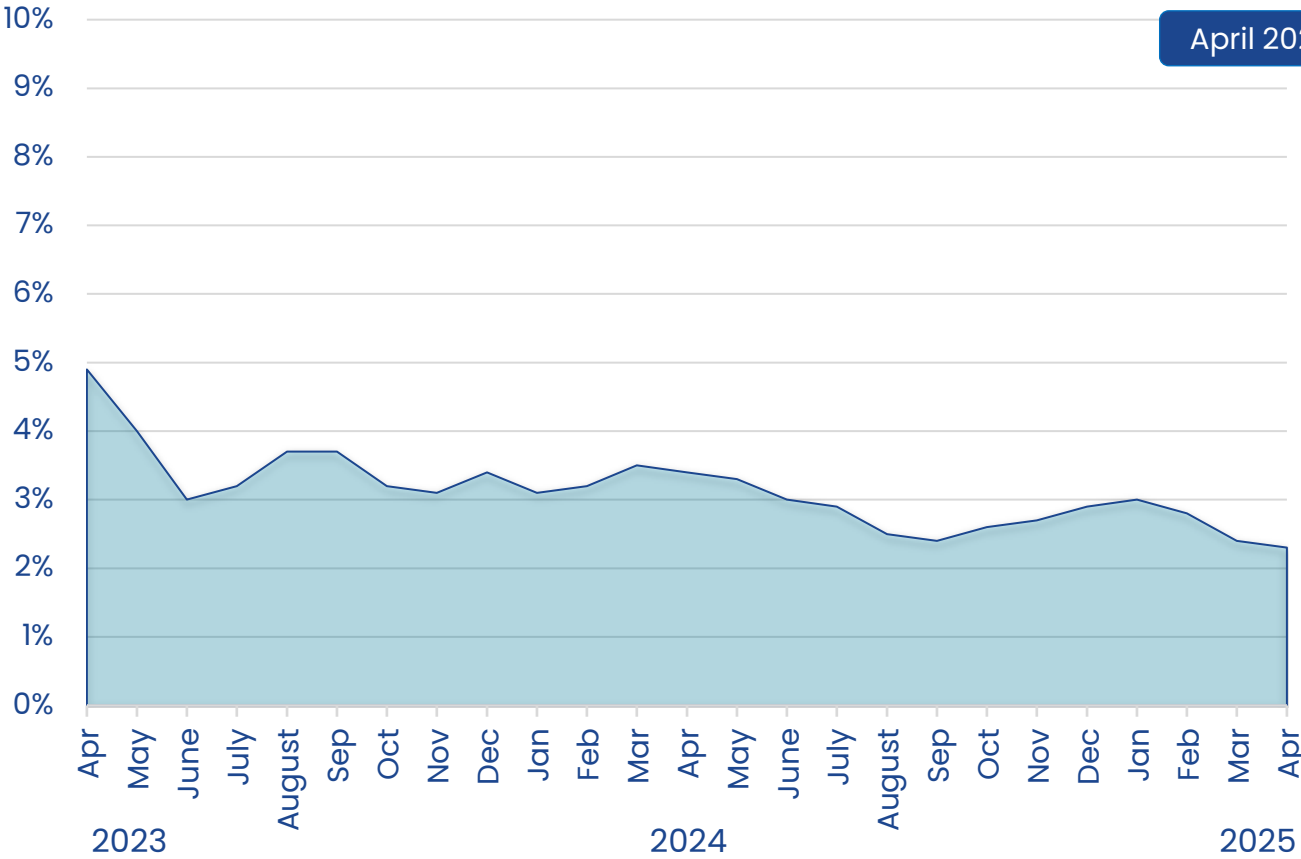
## S&P 500 Average





# Economic Indicators – Consumer Price Index

CPI-U\*, 12-month percent change, not seasonally adjusted, All Items



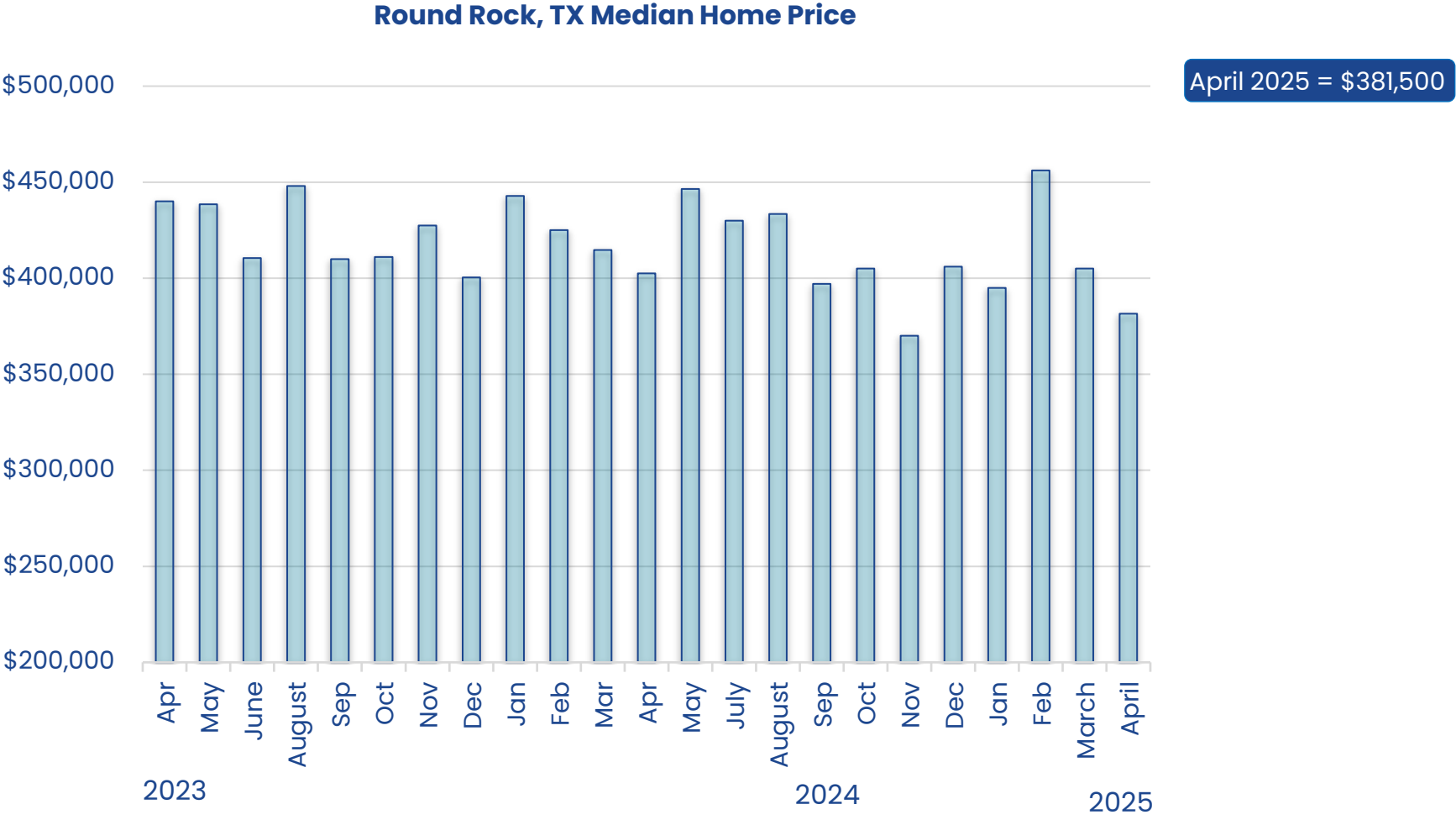
April 2025= 2.3%

US CPI-U 12-month percentage change	
CPI for All Urban Consumers, All Items	
Apr-23	4.9%
Apr-24	3.4%
Apr-25	2.3%

Source: U.S. Bureau of Labor Statistics, \*Consumer Price Index for All Urban Consumers (CPI-U)



# Round Rock, TX Median Home Price



Source: The Williamson County Association of REALTORS® Market Stats



# RTI (Job Postings) Data – Top Job Ads Posted by Occupation, Round Rock

Occupations		
SOC	Occupation	Active Job Ads
29-1141.00	Registered Nurses	2,109
41-2031.00	Retail Salespersons	422
29-2031.00	Cardiovascular Technologists and Technicians	366
11-9111.00	Medical and Health Services Managers	359
41-3091.00	Sales Representatives of Services, Except Advertising, Insurance, Financial Services, and	347
41-1011.00	First-Line Supervisors of Retail Sales Workers	313
29-2034.00	Radiologic Technologists and Technicians	282
29-2055.00	Surgical Technologists	259
41-3031.00	Securities, Commodities, and Financial Services Sales Agents	240
29-1126.00	Respiratory Therapists	237

Source: JobsEQ®  
Data reflect online job postings that were active from 6/4/2024 to 6/4/2025. Filtered for Full-Time, Permanent Job Types, Remote Not Indicated. Filtered for Round Rock, TX from Austin-Round Rock-San Marcos, TX MSA.  
See JobsEQ online Help for important Technical Notes.





# RTI (Job Postings) Data –Top Currently Active Job Ads Posted by Occupation, Round Rock

Occupations		
SOC	Occupation	Active Job Ads
29-1141.00	Registered Nurses	275
41-2031.00	Retail Salespersons	81
29-2031.00	Cardiovascular Technologists and Technicians	63
41-1011.00	First-Line Supervisors of Retail Sales Workers	52
11-9111.00	Medical and Health Services Managers	49
11-9041.00	Architectural and Engineering Managers	32
29-2034.00	Radiologic Technologists and Technicians	30
41-3091.00	Sales Representatives of Services, Except Advertising, Insurance, Financial Services, and	29
49-9071.00	Maintenance and Repair Workers, General	27
43-4051.00	Customer Service Representatives	23

Source: JobsEQ®

Data reflect online job postings that were currently active as of 6/5/2025. Filtered for Full-Time, Permanent Job Types, Remote Not Indicated. Filtered for Round Rock, TX from Austin-Round Rock-San Marcos, TX MSA.

See JobsEQ online Help for important Technical Notes.





# RTI (Job Postings) Data – Hard Skills Listed, Round Rock

Hard Skills	
Skill Name	Active Job Ads
Microsoft Office	982
Microsoft Excel	654
Ability to Lift 41-50 lbs.	533
Ability to Lift 51-100 lbs.	442
Sales	403
Nursing	374
Mecical Terminology	301
Microsoft Outlook	294
Spanish	243
Retail Sales	225

Source: JobsEQ®  
Data reflect online job postings that were active from 6/4/2024 to 6/4/2025. Filtered for Full-Time, Permanent Job Types, Remote Not Indicated. Filtered for Round Rock, TX from Austin-Round Rock-San Marcos, TX MSA.  
See JobsEQ online Help for important Technical Notes.



# RTI (Job Postings) Data – Soft Skills Listed, Round Rock

Soft Skills	
Skill Name	Active Job Ads
Communication (Verbal and written skills)	5,437
Cooperative/Team Player	3,495
Customer Service	2,315
Organization	1,473
Interpersonal Relationships/Maintain Relationships	1,424
Problem Solving	1,365
Detail Oriented/Meticulous	1,263
Adaptability/Flexibility/Tolerance of Change and Uncertainty	1,198
Self-Motivated/Ability to Work Independently/Self Leadership	1,191
Ability to Work in a Fast Paced Environment	1,067

Source: JobsEQ®

Data reflect online job postings that were active from 6/4/2024 to 6/4/2025. Filtered for Full-Time, Permanent Job Types, Remote Not Indicated. Filtered for Round Rock, TX from Austin-Round Rock-San Marcos, TX MSA.

See JobsEQ online Help for important Technical Notes.



# RTI (Job Postings) Data – Programs Listed, Round Rock

Programs	
Program Name	Active Job Ads
Nursing	330
Engineering	263
Business	162
Civil Engineering	138
Computer Science	129
Business Administration	124
Information Security	96
Finance	91
Electrical Engineering	84
Accounting	82

Source: JobsEQ®  
Data reflect online job postings that were active from 6/4/2024 to 6/4/2025. Filtered for Full-Time, Permanent Job Types, Remote Not Indicated. Filtered for Round Rock, TX from Austin-Round Rock-San Marcos, TX MSA.  
See JobsEQ online Help for important Technical Notes.